

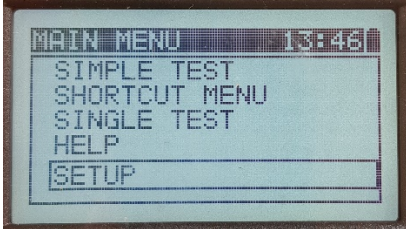
METREL DELTAPAT & GODEX PRINTER

YOUR PRODUCT SUPPORT GUIDE

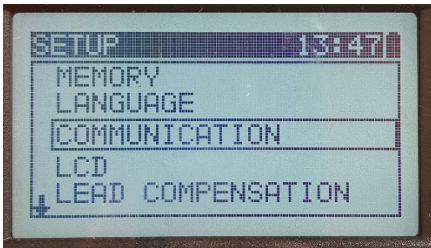


01. CONFIGURING THE METREL DELTA & GODEX PRINTER

1. Scroll down the main menu to Setup and press the Test button on the Delta



2. Scroll to Communication then press Test



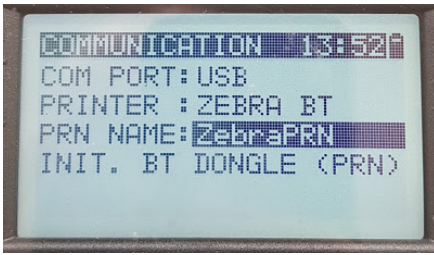
3. Set the Printer to Zebra BT (there is no Godex option)



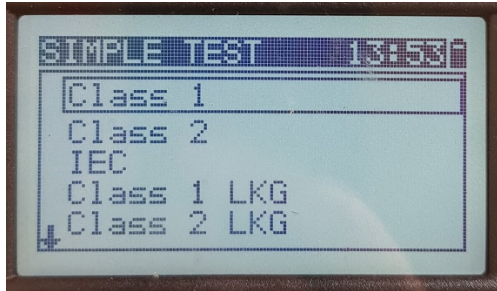
4. Select the PRN Name option and press Test, the unit will scan for available printers and if the Godex printer is on you should see ZebraPRN appear.



5. Select it and you should now see PRN Name: ZebraPRN appear



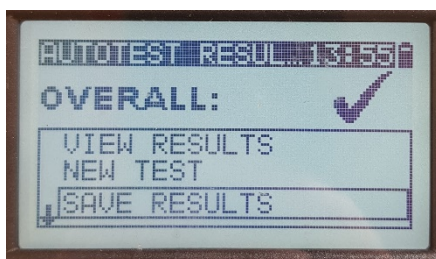
- To complete a test and print a tag you will need to go to Simple Test on the main menu and complete the required test.



- Once the test has completed you will be an Overall Results screen. You will need to select Save Results and step through the four required data fields. You will need to enter the letters using the up, down and Test buttons on the Delta:

- Appliance Number which usually starts with some leading Zero's then the number (e.g. 00001)
- Appliance Name with a limit of 14 characters (e.g. Kettle, Drill, 5m Ext Lead)
- Retest Period in months
- Location (e.g. kitchen, warehouse, van 2)

- Once you have completed these 4 pieces of information the machine will beep you will go back to the Overall Results screen. Scroll down to find Printer and press Test on the Delta.



- You can then select Print Label and you will see the zebra printer flash and a tag should print out.




MORE INFORMATION & USEFUL RESOURCES

Any purchase from Appliance Testing Supplies come with access to free Lifetime Technical Support.

In addition to this guide, you will also have access to our online Support Pages. These pages include video guides, cheat sheets, user manuals, and software downloads. Just simply follow the link below or scan the QR Code below:

www.portableappliance testers.com.au/support



You can also call, email or visit our showroom and our Technical Support Staff will be on hand to help with any issue you may have.

If there is anything else we can assist you with, please feel free to give us a call or email anytime.

Phone: 1300 656 938

Email: sales@appliance testingsupplies.com.au

Melbourne Head Office:

8:30am – 5pm

8 Mosrael Place

Rowville, VIC, 3178

www.portableappliance testers.com.au/support